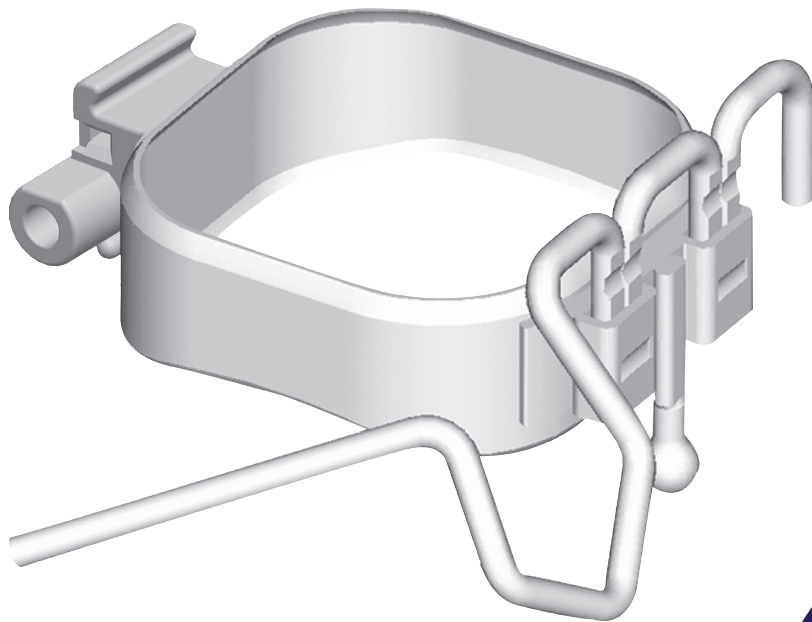


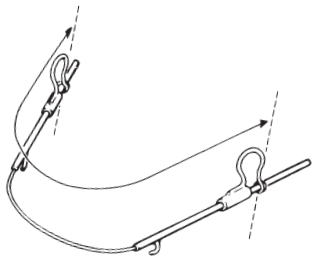
WILSON® 3D®

The Wilson® 3D® system of appliances comprises a series of interrelated fixed/removable intraoral modules that simplify and improve treatment. The modules reflect orthodontic movement principles that are time-tested and proven for many years, and can be used to supplement all techniques. Wilson® 3D® appliances deliver practical and simple solutions to both typical and extraordinary movement challenges. RMO® sponsors numerous CE events consisting of lectures, case presentations, and hands-on demonstrations that teach the skills needed to incorporate Wilson® concepts and materials into your present technique. Please contact your RMO® Sales Representative or call 800.525.6375 for additional information about the legendary Wilson® 3D® system.



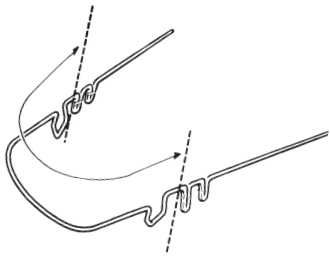
- Time tested and proven
- Over 100 different movements possible, including: expansion, contraction, distalization, space maintenance, bilateral, and unilateral
- Does not replace your current technique – the Wilson® 3D® system simply compliments your current system
- First phase, early treatment, mixed dentition, and adults
- Preconfigured sizes to fit all patient dental ranges
- Fixed for the patient and easily removable by the doctor for rapid chairside adjustments





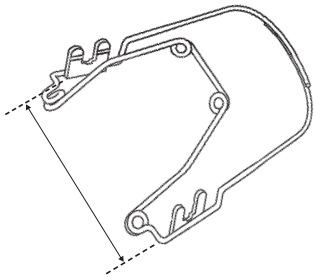
3D[®] Maxillary Bimetric Distalizing Arch (BDA)

- Eliminates headgear
- Rapid molar distalization
- Functional arch increase



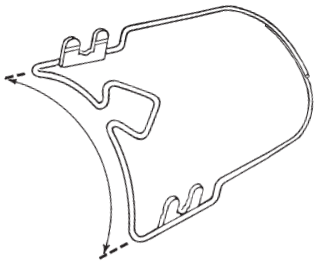
3D[®] Lingual Arch

- No soldering or welding
- Easy vertical insertion and removal for chairside adjustments
- Molar rotation, torque, and angulation, plus second molar control



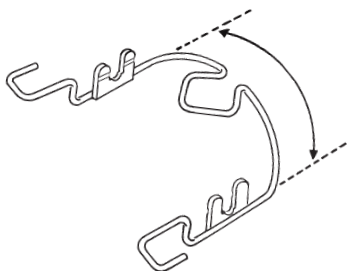
3D[®] Quad Helix

- Blue Elgiloy[®] delivers light continuous forces ideal for mixed dentition
- Expansion and cross bite correction
- Adjustable anterior spring arms for impacted cuspid control




3D[®] Multi-Action Palatal Appliance

- Stainless Steel delivers stronger forces for permanent dentition
- Diamond activator for optimum expansion control
- Molar rotation, torque, and angulation



3D[®] Palatal Appliance

- Transpalatal arch
- Molar expansion or contraction
- High-pull headgear control



3D[®] Lingual Tube

- Key to the Wilson[®] 3D[®] system
- 'Click fit' assures positive appliance seating
- Universal design with optional gingival hooks



3D[®] Maxillary Buccal Tubes

- .018" and .022" MIM construction with convertible cap on arch slot
- Gingival 6mm BDA tube improves patient comfort and maximizes distalization trajectory control



3D[®] Mandibular Buccal Tubes

- Double tube design provides auxiliary and sectional options
- Enhanced openings simplify wire insertion and reduce friction
- .018" and .022" MIM assembly ensures smooth surfaces and increased patient comfort



3D[®] Sectional

- Impacted cuspid activator
- Simple Expander
- Bicuspids space maintainer and space regainer

